

## ALBORAN

### Tehničke karakteristike

**Sastav:** 63% RECIKLIRAN POLIESTER, 19% MODAKRIL, 10% POLIESTER, 8% RECIKLIRAN PAMUK

**Širina:** 140 cm. UNE 1773. GODINE

**Težina m2:** 486 gr/m2

**Otpornost na habanje:** > 20N (BS4303) -> 3 (DIN 53859-5)

**Vlažna vrsto?** > 350 N (ISO13934-1)

**Pomak šava:** < 4 (BS 3320) -< 6 (DIN53868)

**Otpornost na habanje:** 50 000 ciklusa UNE EN ISO 12947

**Otpornost na grudanje:** 5 bez grudanja (ISO DIS 12945-2)

**Postojanost tinktura na svjetlost:** 6 dobrih (ISO 105-B02)






ALBORAN\_09

ALBORAN\_10

ALBORAN\_11

ALBORAN\_266




ALBORAN\_27

ALBORAN\_271

ALBORAN\_30

ALBORAN\_300




ALBORAN\_302

ALBORAN\_324

ALBORAN\_336

ALBORAN\_342




ALBORAN\_347

ALBORAN\_357

ALBORAN\_407

ALBORAN\_51



ALBORAN\_53

ALBORAN\_56

ALBORAN\_60

ALBORAN\_90



ALBORAN\_93

The color of the displayed images may not correspond to the final product. Please consult your furniture store.

## maintenance

For normal sofa maintenance we recommend that you vacuum the entire surface area regularly. You can use a normal home vacuum cleaner with a brush fitting.

## water cleaning in three simple steps

**Aquaclean<sup>®</sup>** Technology enables you to get rid of small stains such as wine, coffee, food and even most marker pens without having to wash with soap or detergent.



- 1 Remove any excess residue from your upholstery.
- 2 Apply water\* over the stain, either directly or using a damp cloth, then wait a few seconds.
- 3 Finally, press down with the damp cloth and rub gently over the fabric in circular movements. If the stain does not come off completely (*especially dried in stains*) repeat the process as required.

Read the QR to find out more about the Aquaclean<sup>®</sup> cleaning method.

\*To avoid potential limescale stains, it is preferable use bottled water.

## washing instructions

For normal care, you don't need to remove and wash the sofa fabric. But for large or tough stains, before washing review the following instructions:

## maintenance and cleaning

### liquids or oils

Absorb the excess liquid or oil with a cloth or paper towel, then rub gently with circular movements.

### grease, pen ink

Apply water over the stain, either directly or using a damp cloth, leave on the fabric for a few seconds, then rub the stain gently with circular movements. Repeat the process as many times as necessary. Always leave the fabric to dry.

### dust

Remove the dust with a vacuum cleaner.



Thanks to SafeFront<sup>®</sup> technology, our fabrics are protected against viruses and bacteria. They have been proven to reduce viral activity by over 91% after two hours of continuous contact.