

BRIXTON

Caratteristiche tecniche

Composizione: 90% POLIESTERE, 9% COTONE RICICLATO, 1% ALTRO.

Larghezza: 140 cm. UNE EN 1773

Peso m2: 515 gr/m2

Resistenza allo strappo: >20N (BS4303) – >3 (DIN 53859-5)

Resistenza alla trazione: >350N (ISO13934-1)

Dislocazione delle cuciture: <4 (BS 3320) – <6 (DIN53868)


Resistenza all'abrasione: >110.000 cicli UNE EN ISO 12947

Resistenza al pilling: 4-5 nessun pilling (ISO DIS 12945-2)

Solidità del colorante allo sfregamento: 4-5 buona (ISO 105-X12)

Solidità del colorante alla luce: 4-5 buona (ISO 105-B02)






BRIXTON_10

BRIXTON_101

BRIXTON_13

BRIXTON_16




BRIXTON_245

BRIXTON_248

BRIXTON_271

BRIXTON_309




BRIXTON_32

BRIXTON_323

BRIXTON_324

BRIXTON_336




BRIXTON_373

BRIXTON_375

BRIXTON_389

BRIXTON_395



BRIXTON_401

BRIXTON_80

The color of the displayed images may not correspond to the final product. Please consult your furniture store.

maintenance

For normal sofa maintenance we recommend that you vacuum the entire surface area regularly. You can use a normal home vacuum cleaner with a brush fitting.

water cleaning in three simple steps

Aquaclean[®] Technology enables you to get rid of small stains such as wine, coffee, food and even most marker pens without having to wash with soap or detergent.



Read the QR to find out more about the Aquaclean[®] cleaning method.

- 1 Remove any excess residue from your upholstery.
- 2 Apply water* over the stain, either directly or using a damp cloth, then wait a few seconds.
- 3 Finally, press down with the damp cloth and rub gently over the fabric in circular movements. If the stain does not come off completely (*especially dried in stains*) repeat the process as required.

*To avoid potential limescale stains, it is preferable use bottled water.

washing instructions

For normal care, you don't need to remove and wash the sofa fabric. But for large or tough stains, before washing review the following instructions:

maintenance and cleaning

liquids or oils

Absorb the excess liquid or oil with a cloth or paper towel, then rub gently with circular movements.

grease, pen ink

Apply water over the stain, either directly or using a damp cloth, leave on the fabric for a few seconds, then rub the stain gently with circular movements. Repeat the process as many times as necessary. Always leave the fabric to dry.

dust

Remove the dust with a vacuum cleaner.



Thanks to SafeFront[®] technology, our fabrics are protected against viruses and bacteria. They have been proven to reduce viral activity by over 91% after two hours of continuous contact.