

BUCKINGHAM

Tekniset ominaisuudet

Koostumus: 81% KIERRÄTETTYÄ POLYESTERIÄ, 9% MODAKRYYLIÄ, 6% POLYESTERIÄ, 4% KIERRÄTETTYÄ PUUVILLAA.

Leveys: 140 cm. UNE EN 1773

Paino m2: 567 gr/m2

Repimislujuus: >20N (BS4303) – >3 (DIN 53859-5).


Vetolujuus: >(ISO13934-1)

Kulutuskestävyys: UNE EN ISO 12947 EN ISO 12947

Pillingin kestävyys: 5 (5 max) ei pillingiä (ISO DIS 12945-2).

Väriaineen hankauskestävyys: 4-5 (max. 5) hyvä (ISO 105-X12).






BUCKINGHAM_01

BUCKINGHAM_03

BUCKINGHAM_10

BUCKINGHAM_112




BUCKINGHAM_12

BUCKINGHAM_136

BUCKINGHAM_14

BUCKINGHAM_18




BUCKINGHAM_213

BUCKINGHAM_223

BUCKINGHAM_246

BUCKINGHAM_250




BUCKINGHAM_278

BUCKINGHAM_30

BUCKINGHAM_32

BUCKINGHAM_373




BUCKINGHAM_503


BUCKINGHAM_51

BUCKINGHAM_602


BUCKINGHAM_603




BUCKINGHAM_61




BUCKINGHAM_625




BUCKINGHAM_63



BUCKINGHAM_68



BUCKINGHAM_72



BUCKINGHAM_90

The color of the displayed images may not correspond to the final product. Please consult your furniture store.

maintenance

For normal sofa maintenance we recommend that you vacuum the entire surface area regularly. You can use a normal home vacuum cleaner with a brush fitting.

water cleaning in three simple steps

Aquaclean[®] Technology enables you to get rid of small stains such as wine, coffee, food and even most marker pens without having to wash with soap or detergent.



Read the QR to find out more about the Aquaclean[®] cleaning method.

- 1 Remove any excess residue from your upholstery.
- 2 Apply water* over the stain, either directly or using a damp cloth, then wait a few seconds.
- 3 Finally, press down with the damp cloth and rub gently over the fabric in circular movements. If the stain does not come off completely (*especially dried in stains*) repeat the process as required.

*To avoid potential limescale stains, it is preferable use bottled water.

washing instructions

For normal care, you don't need to remove and wash the sofa fabric. But for large or tough stains, before washing review the following instructions:

maintenance and cleaning

liquids or oils

Absorb the excess liquid or oil with a cloth or paper towel, then rub gently with circular movements.

grease, pen ink

Apply water over the stain, either directly or using a damp cloth, leave on the fabric for a few seconds, then rub the stain gently with circular movements. Repeat the process as many times as necessary. Always leave the fabric to dry.

dust

Remove the dust with a vacuum cleaner.



Thanks to SafeFront[®] technology, our fabrics are protected against viruses and bacteria. They have been proven to reduce viral activity by over 91% after two hours of continuous contact.