

## CONDOR

### Caracteristici tehnice

**Compoziție:** 88% POLIESTER, 7% VISCOZ?, 5% ACRILIC.

**Lățime:** 140 cm. UNE RO 1773

**Greutate m2:** 435 gr/m2

**Rezistența la tracțiune:** > 350N (ISO 13934-1)

**Alunecarea cusăturii:** Urzeală: 5 – țesătură: 5 PR EN ISO 13936-2 (mm)

**Rezistența la abraziune:** 60.000 de cicluri UNE EN ISO 12947

**Rezistența la pilling:** 5 (5 max) f?r? pilling (ISO DIS 12945-2)

**Rezistența colorantului la lumină:** 4-5 bun? (ISO 105-B02)



# aquaclean<sup>®</sup>

fabrics for living

---



CONDOR\_13



CONDOR\_14



CONDOR\_16



CONDOR\_209



CONDOR\_216



CONDOR\_221



CONDOR\_223




CONDOR\_224



CONDOR\_227




CONDOR\_228



CONDOR\_230



CONDOR\_233




CONDOR\_236




CONDOR\_240



CONDOR\_248



CONDOR\_271




CONDOR\_30



CONDOR\_300



CONDOR\_314




CONDOR\_321

---

MADE IN SPAIN

[aquaclean.com](http://aquaclean.com)






CONDOR\_323

CONDOR\_324

CONDOR\_333

CONDOR\_346



CONDOR\_348

CONDOR\_421

CONDOR\_451

CONDOR\_490



CONDOR\_50

CONDOR\_56

CONDOR\_69

CONDOR\_90



The color of the displayed images may not correspond to the final product. Please consult your furniture store.

## maintenance

For normal sofa maintenance we recommend that you vacuum the entire surface area regularly. You can use a normal home vacuum cleaner with a brush fitting.

## water cleaning in three simple steps

**Aquaclean<sup>®</sup>** Technology enables you to get rid of small stains such as wine, coffee, food and even most marker pens without having to wash with soap or detergent.



Read the QR to find out more about the Aquaclean<sup>®</sup> cleaning method.

- 1 Remove any excess residue from your upholstery.
- 2 Apply water\* over the stain, either directly or using a damp cloth, then wait a few seconds.
- 3 Finally, press down with the damp cloth and rub gently over the fabric in circular movements. If the stain does not come off completely (*especially dried in stains*) repeat the process as required.

\*To avoid potential limescale stains, it is preferable use bottled water.

## washing instructions

For normal care, you don't need to remove and wash the sofa fabric. But for large or tough stains, before washing review the following instructions:

## maintenance and cleaning

### liquids or oils

Absorb the excess liquid or oil with a cloth or paper towel, then rub gently with circular movements.

### grease, pen ink

Apply water over the stain, either directly or using a damp cloth, leave on the fabric for a few seconds, then rub the stain gently with circular movements. Repeat the process as many times as necessary. Always leave the fabric to dry.

### dust

Remove the dust with a vacuum cleaner.



Thanks to SafeFront<sup>®</sup> technology, our fabrics are protected against viruses and bacteria. They have been proven to reduce viral activity by over 91% after two hours of continuous contact.