

## DUETTO

### Tekniset ominaisuudet

**Koostumus:** 100% POLYESTERI

**Leveys:** 140 cm. UNE EN 1773

**Paino m2:** 467 gr/m2

**Repimislujuus:** >20N (BS4303) – >3 (DIN 53859-5).

**Vetolujuus:** >(ISO13934-1)

**Sauman siirtymä:** < < 6 (DIN53868).

**Kulutuskestävyys:** UNE EN ISO 12947 EN ISO 12947


**Pillingin kestävyys:** 5 (5 max) ei pillingiä (ISO DIS 12945-2).

**Värin valonkestävyys:** 6 hyvä (ISO 105-B02)



# aquaclean<sup>®</sup>

fabrics for living




DUETTO\_01

DUETTO\_03

DUETTO\_100

DUETTO\_105




DUETTO\_112

DUETTO\_12

DUETTO\_136

DUETTO\_144




DUETTO\_177

DUETTO\_201

DUETTO\_213

DUETTO\_214




DUETTO\_250

DUETTO\_313

DUETTO\_324

DUETTO\_395



DUETTO\_503

DUETTO\_52


DUETTO\_521

DUETTO\_523

MADE IN SPAIN

[aquaclean.com](http://aquaclean.com)






DUETTO\_528

DUETTO\_537

DUETTO\_553

DUETTO\_56




DUETTO\_59

DUETTO\_602

DUETTO\_603

DUETTO\_62



DUETTO\_65

DUETTO\_72



The color of the displayed images may not correspond to the final product. Please consult your furniture store.

## maintenance

For normal sofa maintenance we recommend that you vacuum the entire surface area regularly. You can use a normal home vacuum cleaner with a brush fitting.

## water cleaning in three simple steps

**Aquaclean<sup>®</sup>** Technology enables you to get rid of small stains such as wine, coffee, food and even most marker pens without having to wash with soap or detergent.



Read the QR to find out more about the Aquaclean<sup>®</sup> cleaning method.

- 1 Remove any excess residue from your upholstery.
- 2 Apply water\* over the stain, either directly or using a damp cloth, then wait a few seconds.
- 3 Finally, press down with the damp cloth and rub gently over the fabric in circular movements. If the stain does not come off completely (*especially dried in stains*) repeat the process as required.

\*To avoid potential limescale stains, it is preferable use bottled water.

## washing instructions

For normal care, you don't need to remove and wash the sofa fabric. But for large or tough stains, before washing review the following instructions:

## maintenance and cleaning

### liquids or oils

Absorb the excess liquid or oil with a cloth or paper towel, then rub gently with circular movements.

### grease, pen ink

Apply water over the stain, either directly or using a damp cloth, leave on the fabric for a few seconds, then rub the stain gently with circular movements. Repeat the process as many times as necessary. Always leave the fabric to dry.

### dust

Remove the dust with a vacuum cleaner.



Thanks to SafeFront<sup>®</sup> technology, our fabrics are protected against viruses and bacteria. They have been proven to reduce viral activity by over 91% after two hours of continuous contact.