

IMPERIAL

Ciri-ciri Teknikal

Komposisi: 100% POLIESTER

Lebar: 140 cm. UNE PADA 1773

Berat m2: 444 gr/m2

Rintangan koyakan: > 20N (BS 4303) -> 3 (DIN 53859-5)

Kekuatan tegangan: > 350N (ISO 13934-1)

Anjakan jahitan: < 4 (BS 3320) -< 6 (DIN 53868)


Rintangan lelasan: 60,000 kitaran UNE EN ISO 12947

Rintangan pilling: 5 (5 maks) tiada pilling (ISO DIS 12945-2)

Kelajuan menggosok kepada pewarna: 5 (5 maks) baik (ISO 105-X12)

Ketahanan tincture ringan: 5 baik (ISO 105-B02)





IMPERIAL_10

IMPERIAL_271

IMPERIAL_28

IMPERIAL_30




IMPERIAL_300

IMPERIAL_314

IMPERIAL_32

IMPERIAL_324




IMPERIAL_342

IMPERIAL_347

IMPERIAL_348

IMPERIAL_349



IMPERIAL_395

IMPERIAL_407

IMPERIAL_51

IMPERIAL_56



IMPERIAL_60

IMPERIAL_710

IMPERIAL_732

IMPERIAL_795

The color of the displayed images may not correspond to the final product. Please consult your furniture store.

maintenance

For normal sofa maintenance we recommend that you vacuum the entire surface area regularly. You can use a normal home vacuum cleaner with a brush fitting.

water cleaning in three simple steps

Aquaclean[®] Technology enables you to get rid of small stains such as wine, coffee, food and even most marker pens without having to wash with soap or detergent.



Read the QR to find out more about the Aquaclean[®] cleaning method.

- 1 Remove any excess residue from your upholstery.
- 2 Apply water* over the stain, either directly or using a damp cloth, then wait a few seconds.
- 3 Finally, press down with the damp cloth and rub gently over the fabric in circular movements. If the stain does not come off completely (*especially dried in stains*) repeat the process as required.

*To avoid potential limescale stains, it is preferable use bottled water.

washing instructions

For normal care, you don't need to remove and wash the sofa fabric. But for large or tough stains, before washing review the following instructions:

maintenance and cleaning

liquids or oils

Absorb the excess liquid or oil with a cloth or paper towel, then rub gently with circular movements.

grease, pen ink

Apply water over the stain, either directly or using a damp cloth, leave on the fabric for a few seconds, then rub the stain gently with circular movements. Repeat the process as many times as necessary. Always leave the fabric to dry.

dust

Remove the dust with a vacuum cleaner.



Thanks to SafeFront[®] technology, our fabrics are protected against viruses and bacteria. They have been proven to reduce viral activity by over 91% after two hours of continuous contact.