

SLEET

Tekniske egenskaber

Sammensætning: 71 % POLYESTER, 18 % MODAKRYL, 8 % GENANVENDT BOMULD, 3 % AKRYL.

Bredde: 140 cm. UNE EN 1773

Vægt m2: 518 gr/m2

Rivstyrke: >20N (BS4303) – >3 (DIN 53859-5)

Trækstyrke: >350N (ISO13934-1)

Sømforskydning: <4 (BS 3320) – <6 (DIN53868)

Slidstyrke: 60.000 cyklusser UNE EN ISO 12947


Modstandsdygtighed over for pilling: 5 (5max) ingen pilling (ISO DIS 12945-2)

Farveægthed ved gnidning: 4-5 (5max) god (ISO 105-X12)

Farveægthed over for lys: 4-5 god (ISO 105-B02)








SLEET_349

SLEET_43

SLEET_458

SLEET_46




SLEET_50

SLEET_510

SLEET_514

SLEET_53




SLEET_60

SLEET_602

SLEET_61

SLEET_618




SLEET_62

SLEET_625

SLEET_667

SLEET_69



SLEET_80

SLEET_91

SLEET_93

SLEET_94

The color of the displayed images may not correspond to the final product. Please consult your furniture store.

maintenance

For normal sofa maintenance we recommend that you vacuum the entire surface area regularly. You can use a normal home vacuum cleaner with a brush fitting.

water cleaning in three simple steps

Aquaclean[®] Technology enables you to get rid of small stains such as wine, coffee, food and even most marker pens without having to wash with soap or detergent.



Read the QR to find out more about the Aquaclean[®] cleaning method.

- 1 Remove any excess residue from your upholstery.
- 2 Apply water* over the stain, either directly or using a damp cloth, then wait a few seconds.
- 3 Finally, press down with the damp cloth and rub gently over the fabric in circular movements. If the stain does not come off completely (*especially dried in stains*) repeat the process as required.

*To avoid potential limescale stains, it is preferable use bottled water.

washing instructions

For normal care, you don't need to remove and wash the sofa fabric. But for large or tough stains, before washing review the following instructions:

maintenance and cleaning

liquids or oils

Absorb the excess liquid or oil with a cloth or paper towel, then rub gently with circular movements.

grease, pen ink

Apply water over the stain, either directly or using a damp cloth, leave on the fabric for a few seconds, then rub the stain gently with circular movements. Repeat the process as many times as necessary. Always leave the fabric to dry.

dust

Remove the dust with a vacuum cleaner.



Thanks to SafeFront[®] technology, our fabrics are protected against viruses and bacteria. They have been proven to reduce viral activity by over 91% after two hours of continuous contact.