

SPIRIT

Technical Specifications

Composition: 100% POLYESTER

Width: 140 cm. UNE EN 1773

Weight per m2: 489 gr/m2

Tear resistance: >20N (BS4303) – >3 (DIN 53859-5)

Tensile strength: >350N (ISO13934-1)

Tensile strength: Warp: 665.00 – Weft: 849.00 UNE EN ISO 13934-1 (N)

Seam slippage: <4 (BS 3320) – <6 (DIN53868)

Seam slippage: Warp: 5 – Weft: 5.6 UNE PR EN ISO 13936-2 (mm)

Abrasion resistance: > 100,000 cycles UNE EN ISO 12947

Pilling resistance: 5 (5 max) no pilling (ISO DIS 12945-2)





SPIRIT_01

SPIRIT_02

SPIRIT_100

SPIRIT_105




SPIRIT_11

SPIRIT_111

SPIRIT_12

SPIRIT_144




SPIRIT_15

SPIRIT_213

SPIRIT_214

SPIRIT_250




SPIRIT_266

SPIRIT_27

SPIRIT_29

SPIRIT_300



SPIRIT_311

SPIRIT_313

SPIRIT_330

SPIRIT_336




SPIRIT_40

SPIRIT_43

SPIRIT_514

SPIRIT_516




SPIRIT_55

SPIRIT_59

SPIRIT_602

SPIRIT_69



SPIRIT_91

SPIRIT_93

The color of the displayed images may not correspond to the final product. Please consult your furniture store.

maintenance

For normal sofa maintenance we recommend that you vacuum the entire surface area regularly. You can use a normal home vacuum cleaner with a brush fitting.

water cleaning in three simple steps

Aquaclean[®] Technology enables you to get rid of small stains such as wine, coffee, food and even most marker pens without having to wash with soap or detergent.



Read the QR to find out more about the Aquaclean[®] cleaning method.

- 1 Remove any excess residue from your upholstery.
- 2 Apply water* over the stain, either directly or using a damp cloth, then wait a few seconds.
- 3 Finally, press down with the damp cloth and rub gently over the fabric in circular movements. If the stain does not come off completely (*especially dried in stains*) repeat the process as required.

*To avoid potential limescale stains, it is preferable use bottled water.

washing instructions

For normal care, you don't need to remove and wash the sofa fabric. But for large or tough stains, before washing review the following instructions:

maintenance and cleaning

liquids or oils

Absorb the excess liquid or oil with a cloth or paper towel, then rub gently with circular movements.

grease, pen ink

Apply water over the stain, either directly or using a damp cloth, leave on the fabric for a few seconds, then rub the stain gently with circular movements. Repeat the process as many times as necessary. Always leave the fabric to dry.

dust

Remove the dust with a vacuum cleaner.



Thanks to SafeFront[®] technology, our fabrics are protected against viruses and bacteria. They have been proven to reduce viral activity by over 91% after two hours of continuous contact.