

## TITAN

### Caracteristici tehnice

**Compoziție:** 73% POLIESTER, 19% MODACRYLIC, 8% BUMBAC.

**Lățime:** 140 cm. UNE RO 1773

**Greutate m2:** 421 gr/m2

**Rezistență la rupere:** > 20N (BS 4303) – > 3 (DIN 53859-5)

**Rezistență la tracțiune:** > 350N (ISO 13934-1)


**Deplasarea cusăturilor:** < 4 (BS 3320) – < 6 (DIN 53868)

**Rezistență la abraziune:** 60.000 de cicluri UNE EN ISO 12947

**Rezistență la pilling:** 5 (5 max) f?r? pilling (ISO DIS 12945-2)

**Rezistență colorantului la frecare:** 5 (5 max) bun? (ISO 105-X12)

**Rezistență culorii la lumină:** 5 bun (ISO 105-B02)






TITAN\_07

TITAN\_105

TITAN\_144

TITAN\_15




TITAN\_250

TITAN\_27

TITAN\_271

TITAN\_29




TITAN\_30

TITAN\_300

TITAN\_305

TITAN\_309



TITAN\_311

TITAN\_313

TITAN\_324

TITAN\_336




TITAN\_347

TITAN\_348

TITAN\_349

TITAN\_407





TITAN\_43

TITAN\_44

TITAN\_45

TITAN\_46



TITAN\_48

TITAN\_49

TITAN\_50

TITAN\_51




TITAN\_53

TITAN\_56

TITAN\_64

TITAN\_69



TITAN\_703

TITAN\_80

TITAN\_92

TITAN\_93



TITAN\_94

TITAN\_95

TITAN\_96

TITAN\_999

The color of the displayed images may not correspond to the final product. Please consult your furniture store.

## maintenance

For normal sofa maintenance we recommend that you vacuum the entire surface area regularly. You can use a normal home vacuum cleaner with a brush fitting.

## water cleaning in three simple steps

**Aquaclean<sup>®</sup>** Technology enables you to get rid of small stains such as wine, coffee, food and even most marker pens without having to wash with soap or detergent.



Read the QR to find out more about the Aquaclean<sup>®</sup> cleaning method.

- 1 Remove any excess residue from your upholstery.
- 2 Apply water\* over the stain, either directly or using a damp cloth, then wait a few seconds.
- 3 Finally, press down with the damp cloth and rub gently over the fabric in circular movements. If the stain does not come off completely (*especially dried in stains*) repeat the process as required.

\*To avoid potential limescale stains, it is preferable use bottled water.

## washing instructions

For normal care, you don't need to remove and wash the sofa fabric. But for large or tough stains, before washing review the following instructions:

## maintenance and cleaning

### liquids or oils

Absorb the excess liquid or oil with a cloth or paper towel, then rub gently with circular movements.

### grease, pen ink

Apply water over the stain, either directly or using a damp cloth, leave on the fabric for a few seconds, then rub the stain gently with circular movements. Repeat the process as many times as necessary. Always leave the fabric to dry.

### dust

Remove the dust with a vacuum cleaner.



Thanks to SafeFront<sup>®</sup> technology, our fabrics are protected against viruses and bacteria. They have been proven to reduce viral activity by over 91% after two hours of continuous contact.