

TRESOR

Technical Specifications

Composition: 73% POLYESTER, 25% RECYCLED COTTON, 2% OTHERS

Width: 140 cm. UNE EN 1773

Weight m2: 502 gr/m2

Tensile strength: > 350N (ISO 13934-1)

Seam slippage: < 4 (BS 3320) – < 6 (DIN 53868) – ISO 13936-2

Abrasion resistance: 35000 cycles UNE EN ISO 12947

Pilling resistance: 5 (5 max) no pilling (ISO DIS 12945-2)


Color fastness to rubbing: 4-5 (5 max) good (ISO 105-X12)

Color fastness to light: 4 good (ISO 105-B02)



aquaclean[®]

fabrics for living




TRESOR_10

TRESOR_100

TRESOR_271

TRESOR_28




TRESOR_30

TRESOR_300

TRESOR_305

TRESOR_309




TRESOR_314

TRESOR_32

TRESOR_324

TRESOR_336




TRESOR_341

TRESOR_342

TRESOR_347

TRESOR_348



TRESOR_395

TRESOR_407


TRESOR_430

TRESOR_51

MADE IN SPAIN

aquaclean.com





TRESOR_53

TRESOR_56

TRESOR_60

TRESOR_90

The color of the displayed images may not correspond to the final product. Please consult your furniture store.

maintenance

For normal sofa maintenance we recommend that you vacuum the entire surface area regularly. You can use a normal home vacuum cleaner with a brush fitting.

water cleaning in three simple steps

Aquaclean[®] Technology enables you to get rid of small stains such as wine, coffee, food and even most marker pens without having to wash with soap or detergent.



Read the QR to find out more about the Aquaclean[®] cleaning method.

- 1 Remove any excess residue from your upholstery.
- 2 Apply water* over the stain, either directly or using a damp cloth, then wait a few seconds.
- 3 Finally, press down with the damp cloth and rub gently over the fabric in circular movements. If the stain does not come off completely (*especially dried in stains*) repeat the process as required.

*To avoid potential limescale stains, it is preferable use bottled water.

washing instructions

For normal care, you don't need to remove and wash the sofa fabric. But for large or tough stains, before washing review the following instructions:

maintenance and cleaning

liquids or oils

Absorb the excess liquid or oil with a cloth or paper towel, then rub gently with circular movements.

grease, pen ink

Apply water over the stain, either directly or using a damp cloth, leave on the fabric for a few seconds, then rub the stain gently with circular movements. Repeat the process as many times as necessary. Always leave the fabric to dry.

dust

Remove the dust with a vacuum cleaner.



Thanks to SafeFront[®] technology, our fabrics are protected against viruses and bacteria. They have been proven to reduce viral activity by over 91% after two hours of continuous contact.